

# PIN & PROXIMITY, PINPAD Single Door Access Controller

SAR™

100R  
PIN120



100R



PIN120

## Key Features

### 100R

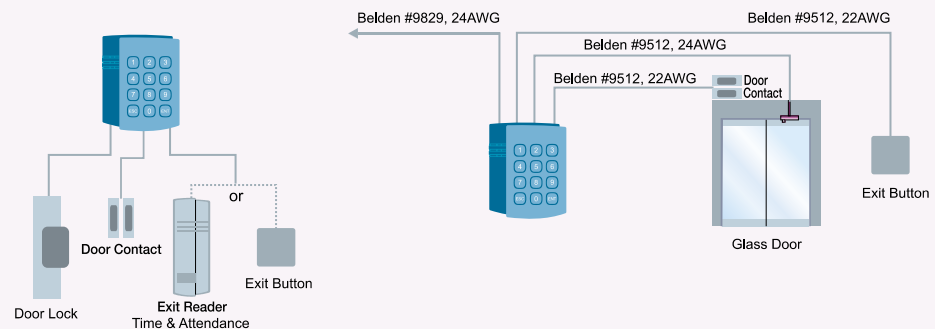
- PIN & Proximity Single Door Access Controller
- Basic Time & Attendance Function
- 512 card holders • Built-in 4"(10cm) RF reader
- RF only, PIN(4~6 digit) only, RF and PIN (4~6 digit), RF or PIN operation modes
- External reader port for exit • Communication via RS232
- Independent 5 inputs and 4 outputs including 2 output relays
- All I/Os and operating times user keypad programmable
- Try-out error alarm • Optional 4ch Voice Auto-dialer
- 3 LEDs for system operation status
- Back lighting on keypad
- Weather proof
- Toggle mode for door opening/closing
- Function for Lock control by door contact switch

## Key Features

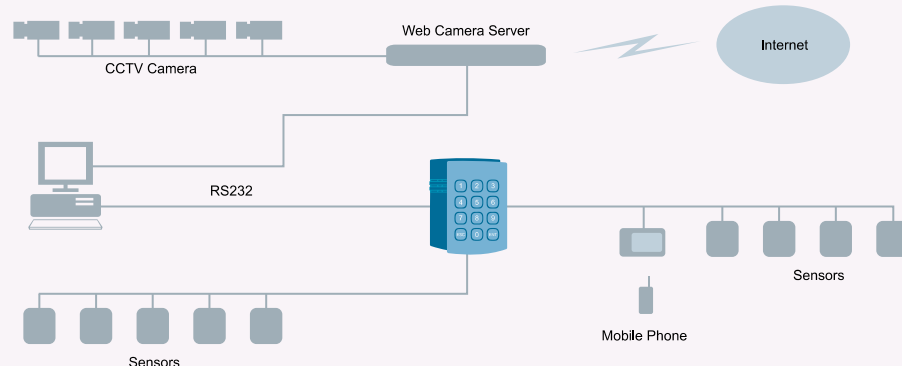
### PIN120

- PINPAD Single Door Access Controller
- 512 PIN numbers
- User defined 4~6 digit PIN numbers
- 1 exit input and 2 Relay outputs
- Chime bell output
- User keypad programmable
- Try-out error alarm and keypad lock
- 3 LEDs for system operation status
- Weather proof

## Standalone Configuration



## Expansion Configuration

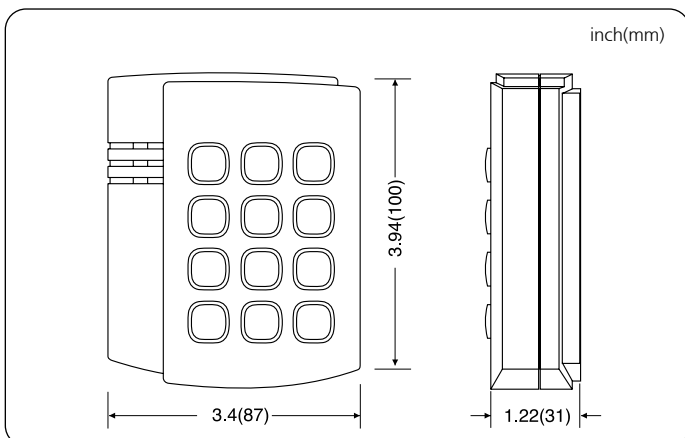




## Specifications

	100R	PIN120
CPU	Dual 8bit microprocessors	8bit microprocessor
Memory	Program memory : 20KByte ROM	Program memory : 8KByte ROM
	Data memory : 2KByte EEPROM	Data memory : 2KByte EEPROM
PIN numbers	512 PIN numbers	512 PIN numbers
Read Range	IDK50	PIN only
	IDC170	
	IDC80	
	IMC125	
	IDA150	
	IDA200	
Reading Time	30ms	-
Card Holders	512 Card holders	-
Input / Output ports	Input : 5 ea Relay Output : 2 ea (COM, NO, NC) TTL Output : 1 ea Chime bell output : 1 ea	Input : Exit Relay Output : 2 ea (COM, NO, NC) Chime bell output : 1 ea
Reader Port	1 External reader port (26 bit Wiegand format)	-
Communication	RS232, Baud rate : 9600bps	-
Keypads	12 numeric keypad with back lighting / 12 numeric keypad	
Self Diagnostic	Yes	
LED indicators	3 LEDs (Red, Green, Yellow)	
Power	DC12V, Max. 200mA	DC12V, Max. 160mA
Operating Environment	-35°C ~ +65°C (-31°F ~ +149°F), 10 ~ 90% RH (Non-Condensing)	
Reset	Watch-dog timer & power on reset	Power on Reset
Color	Dark pearl gray	
Weight	210g (0.464 lbs)	162g (0.36 lbs)

## Dimensions



## Ordering Information

Part number	Description
100R	RF Only, RF+PIN operation (512 users)
PIN120	PIN Operation Only (512 users)